

SPRA-CUBE SERIES HE

HIGH EFFICIENCY HIGH HOLDING CAPACITY RP PAINT ARRESTORS



OVERVIEW: The RP Sprra-Cube extended surface cubes are the latest in RP's storied line of high-efficiency spray booth filters. Each cube is designed to provide high holding capacity and an economical solution for a range of finishing applications. All Sprra-Cube filters are constructed of multiple layers of RP's proprietary paper Paint Arrester media and synthetic backings to provide you the right product, every time.

PAINT ARRESTOR IDENTIFICATION

Model: Series HE Medium Efficiency High Holding Capacity
RP Part #: 2 Pockets RP Cube (v.2) (20"x20"x15")

TEST INFORMATION

Paint Description: High Solids Baking Enamel
(S.W. #1 Permaclad 2400, red)
Paint Spray Method: Conventional Air Gun at 40 PSI Spray
Feed Rate: 143 grains/min. 135 cc./min.
Air Velocity: 150 FPM

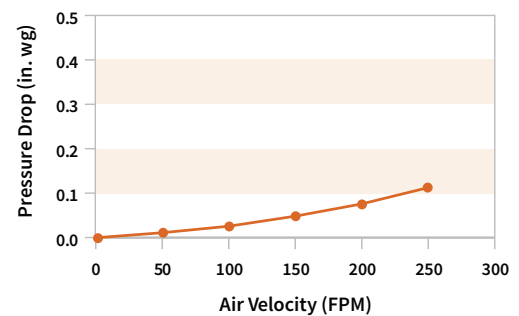
TEST RESULTS

Initial Pressure Drop of Clean Test Filter: 0.05 in. wg
Final Pressure Drop of Loaded Test Filter: 0.06 in. wg
Paint Holding Capacity of Test Filter: 3941 grams = 8.7 lb.
Average Removal Efficiency of Test Filter: 99.41%

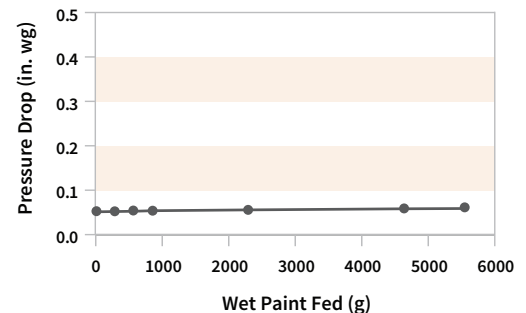
Product Tested by LMS Technologies, Inc.

TEST SUMMARY:

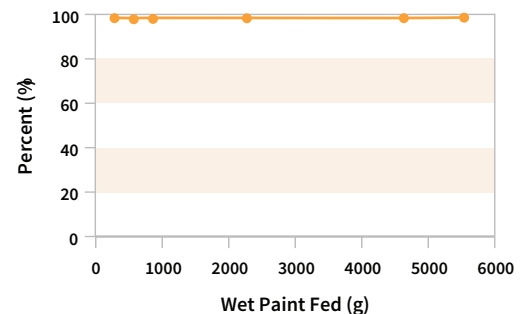
CLEAN FILTER



PRESSURE DROP



% REMOVAL EFFICIENCY



Copyright ©2020 RTT ES | Form LF-1004